

# INSTRUCTION MANUAL MODEL 0001 PRO.BIER

© 2011 KURT BEIER & KATI QUINGER



Continuously adjustable



Complete retractable



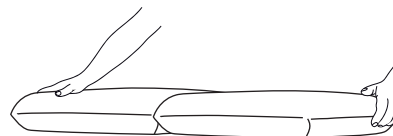
Individual applicable

OD PRO.BIER - How it works:



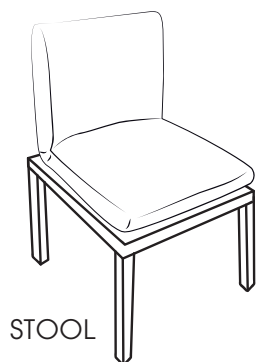
1. Grasp the cushion as shown in the illustration and pull the back forwards (towards yourself).

2. Now you can fold the back into zero position (horizontal), or ...

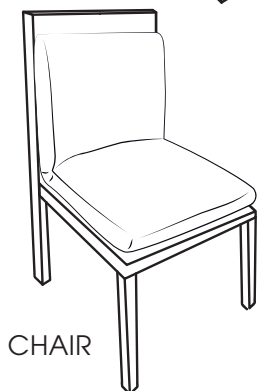


... pull the cushion forwards (towards yourself) from any position and snap it into the desired position.

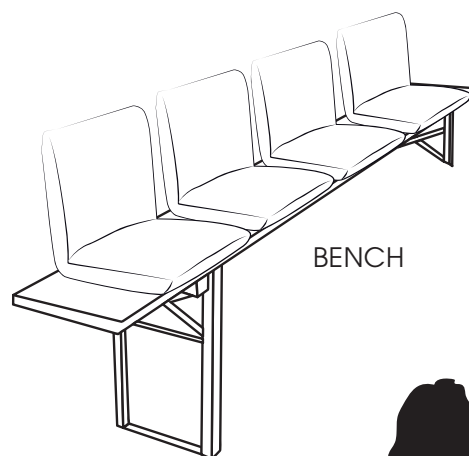
3. Use the cushion at will such as on a stool, a chair or a bench.



STOOL



CHAIR



BENCH



FLOOR