

# ASSEMBLY AND INSTRUCTION MANUAL

## MODEL 1119 DONNA

© 2019 KURT BEIER & KATI QUINGER



Optional, decorative seams



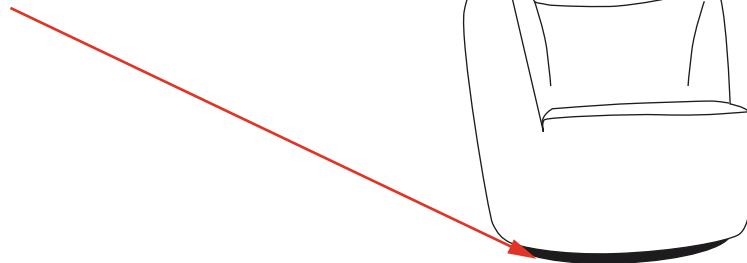
Rotary function



Swing function

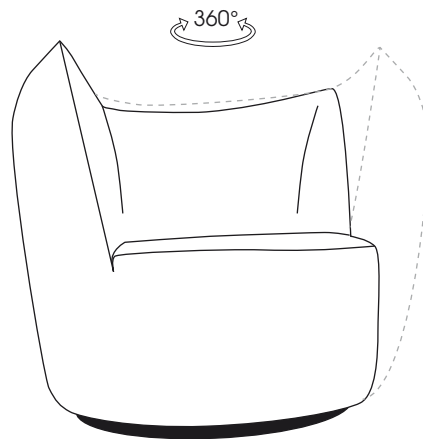
**Attention! Safety note:**

The base plate is plugged into a conical turning spindle.  
For transportation it is absolutely necessary to lift up the chair at the base plate.




**Turning and swing system**

360 ° Rotary system:



Swing system:



**Attention! Maximum load of turning and swing system: up to 110 kg**