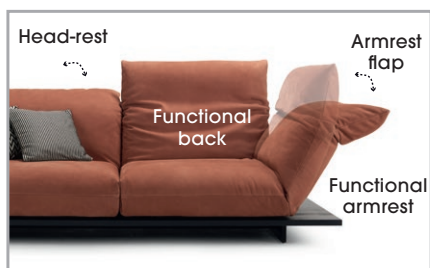


PRODUCT INFORMATION MODEL 0820 NAOS

© 2020 KURT BEIER & KATI QUINGER



Corner combination, left
AR high/manual back
368DFH



Individually designable sofa with dual function in back and armrest (example with high armrest)



Armrests can be folded down to form a lounger. As a single lounger or...



... cosy double couch (example with high armrest).





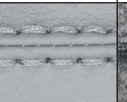


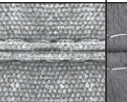


NAOS: BE SURPRISED - THE LIVING PROGRAMME FULL OF SURPRISES. WITH THE SWIVELLING SEAT CUSHION FROM SITTING TO LYING. BY TURNING THE SEAT WITH THE ARMREST SECTION (90 DEGREES). MOVE THE SELECTED ARM SECTION, NORMAL OR HIGH, DOWN TO HORIZONTAL. ADJUST BACK AND HEAD SECTION UP TO THE DESIRED POSITION. THE TWO SEATS OF THE SOFA THUS FORM A DOUBLE COUCH. UNIQUE PIECE PRODUCTION.



Plateau, wooden plate with skids, heights: standard height 14 cm, for an extra charge 19 cm

Plateau, planked wood with angle steel feet, heights: standard feet 14 cm - plateau height 19 cm, optionally 10 cm - plateau height 15 cm
For an extra charge, angle steel feet: 16 cm/18 cm, plateau height 21 cm/ 23 cm (see next page).

Processing options of main seam / decorative seam

	Plain seam	Lap seam	Raw edged	Moccasin seam extra charge	Twin seam extra charge	KR* (zipper piping) extra charge	Overcast seam extra charge	Piping	Two needle seam	Square seam extra charge
										
Fabric	x					x				
Leather	x					x				
Fur										
Fake fur	x									

It is possible to order main seam or decorative seam either tone in tone like the colours of cover or in the contrasting colours white, nature, grey, rust and black. On request special colours possible.

*Zipper piping: optionally in the colours black, red, nature or light grey.



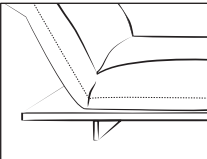



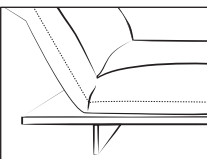



Sofa 2,5-Seat
motorised back
AR high, manual
M240DFH

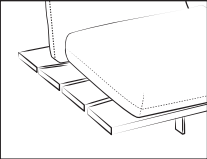


Standard version for motorised drive:

- wireless remote control
- power supply


Optionally with battery for an extra charge.

Plateau variants:

<p>Plateau: 14 cm</p> <p>Skid: 11 cm</p>		<p>Standard version, wooden plate: plateau height: 14 cm / wooden skids, height: 11 cm floor distance: approx. 11 cm seat height: 38 cm</p>
		
<p>Plateau: 19 cm</p> <p>Skid: 16 cm</p>		<p>For an extra charge: plateau height: 19 cm / wooden skids, height: 16 cm floor distance: approx. 16 cm seat height: 43 cm</p>
		

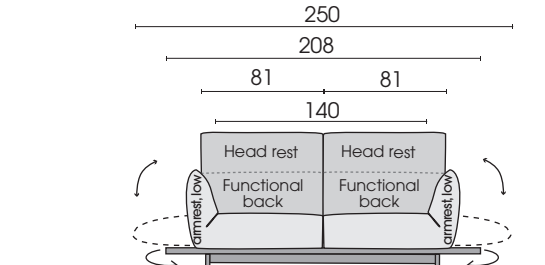
	<p>For an extra charge: plateau, planked: plateau height: 19 cm / seat height: 43 cm angle steel feet: 14 cm, matt black fine structure powder-coated / floor distance: 16 cm</p>
	<p>Optionally: plateau height: 15 cm / seat height: 39 cm / angle steel feet: 10 cm</p>
	<p>Feet heights (extra charge): Angle steel feet: 16 cm / 18 cm Plateau height: 21 cm / 23 cm Seat height: 45 cm / 47 cm</p>

Wood, standard surfaces:

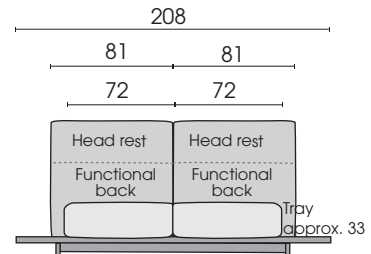
	Natural spruce brushed	Spruce brushed, grey stained (Vintage-Style)	Common ash natural	Ash black stained	Ash black brown	Wild oak	Beam oak	Old oak	Steamed oak	Smoked oak	American walnut
	(light puttied)		(brown puttied)			(dark puttied)	(not puttied)	(not puttied)	(dark puttied)	(dark puttied)	(dark puttied)
Price group	PG1	PG1	PG2	PG2	PG2	PG3	PG4	PG4	PG4	PG5	PG6
											
Untreated	∅	∅	*	∅	∅	*	∅	✓	✓	✓	*
Oiled	∅	∅	*	∅	∅	✓	∅	*	*	*	✓
Lacquered	✓	✓	✓	✓	✓	*	∅	*	*	*	*

Untreated wood gets its unique character due to the naturalness. Colour or structure variations from the samples shown are standard and have to be accepted. The wood will get a desired patina overtime with daily use, which emphasizes the character of the wood. For further care please notice the general wood information. Puttied areas may have a different colour appearance depending on the surface. For example, dark putty can look lighter on untreated wood.

- * = Available on request against processing surcharge
- ✓ = Bullfrog recommendation and standard surface
- ∅ = These variants are not available



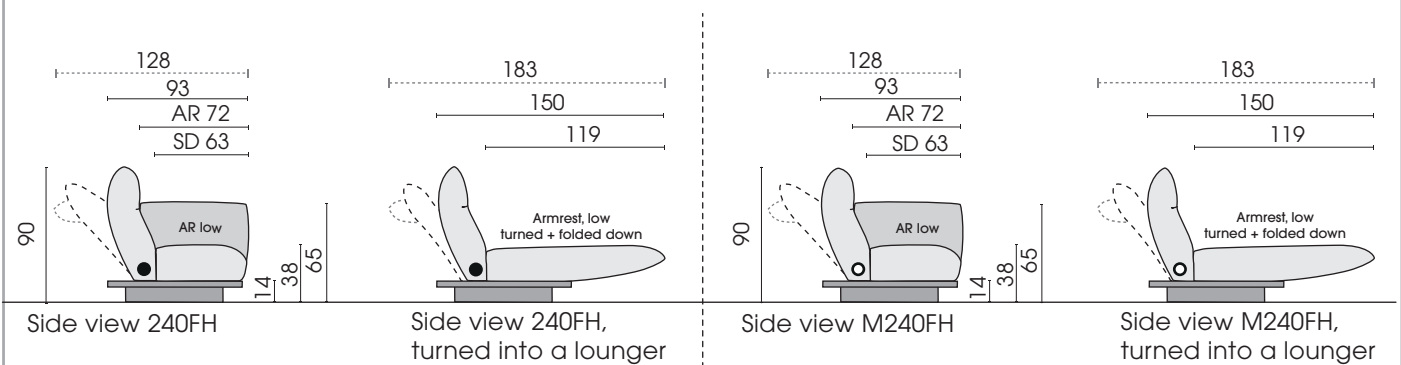
Front view 240FH / M240FH / Plateau: 14 cm



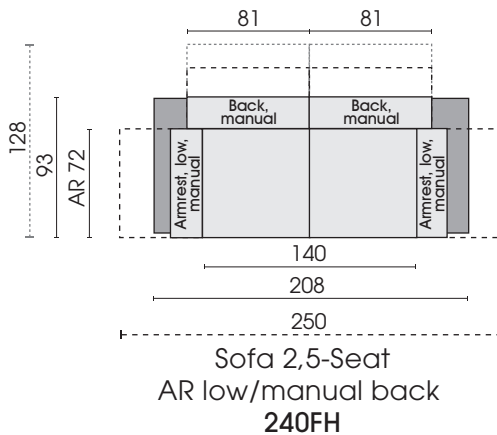
Front view 240FH / M240FH, turned into a lounger / Plateau: 14 cm

● Manual ○ Motorised AR = Functional armrest SD = Seat depth ▷ = Connector side

Sofa, functional armrest, low

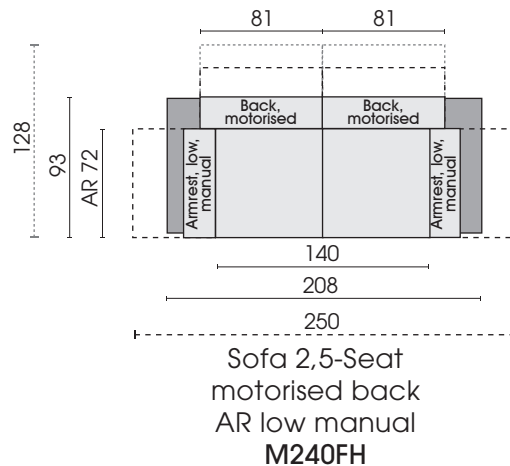


Manual



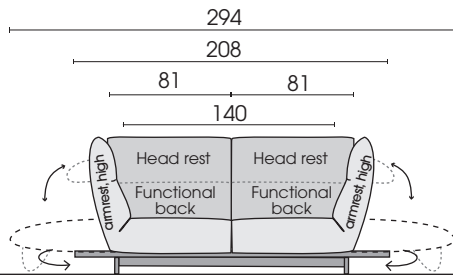
Sofa 2,5-Seat
AR low/manual back
240FH

Motorised

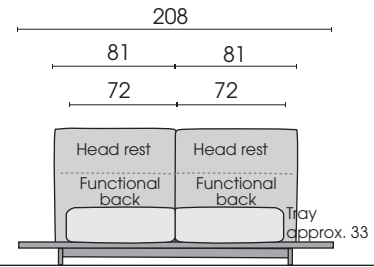


Sofa 2,5-Seat
motorised back
AR low manual
M240FH

Each piece of furniture is handmade and unique. Deviations to the listed measurements may be caused by:
1. different upholstery materials (fabric, leather), 2. processing of ticking mats, 3. the pressure to combine individual parts, etc.
The seat comfort of a sofa type with larger seat depth usually differs from one with lower depth.



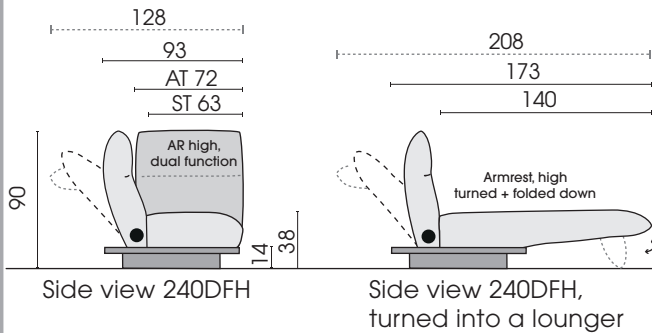
Front view 240DFH / M240DFH / Plateau: 14 cm



Front view 240DFH / M240DFH, turned into a lounger / Plateau: 14 cm

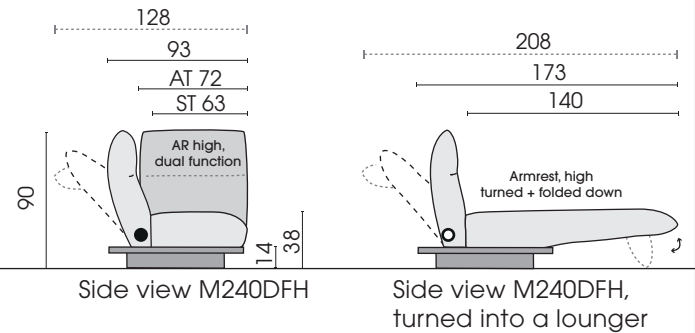
● Manual ○ Motorised AR = Functional armrest SD = Seat depth ▷ = Connector side

Sofa, functional armrest, high with dual function



Side view 240DFH

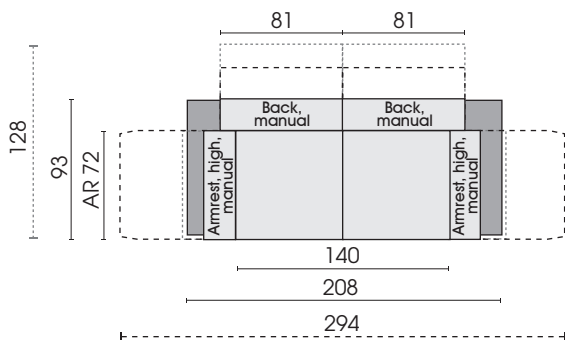
Side view 240DFH, turned into a lounger



Side view M240DFH

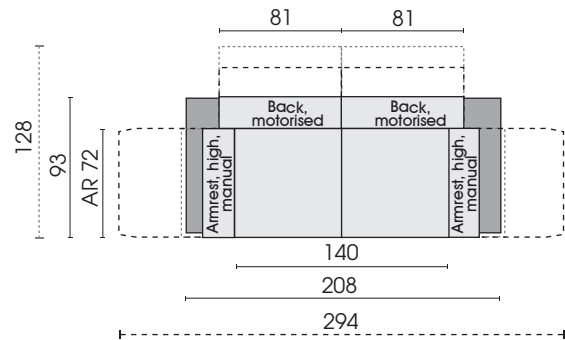
Side view M240DFH, turned into a lounger

Manual



Sofa 2,5-Seat
AR high/manual back
240DFH

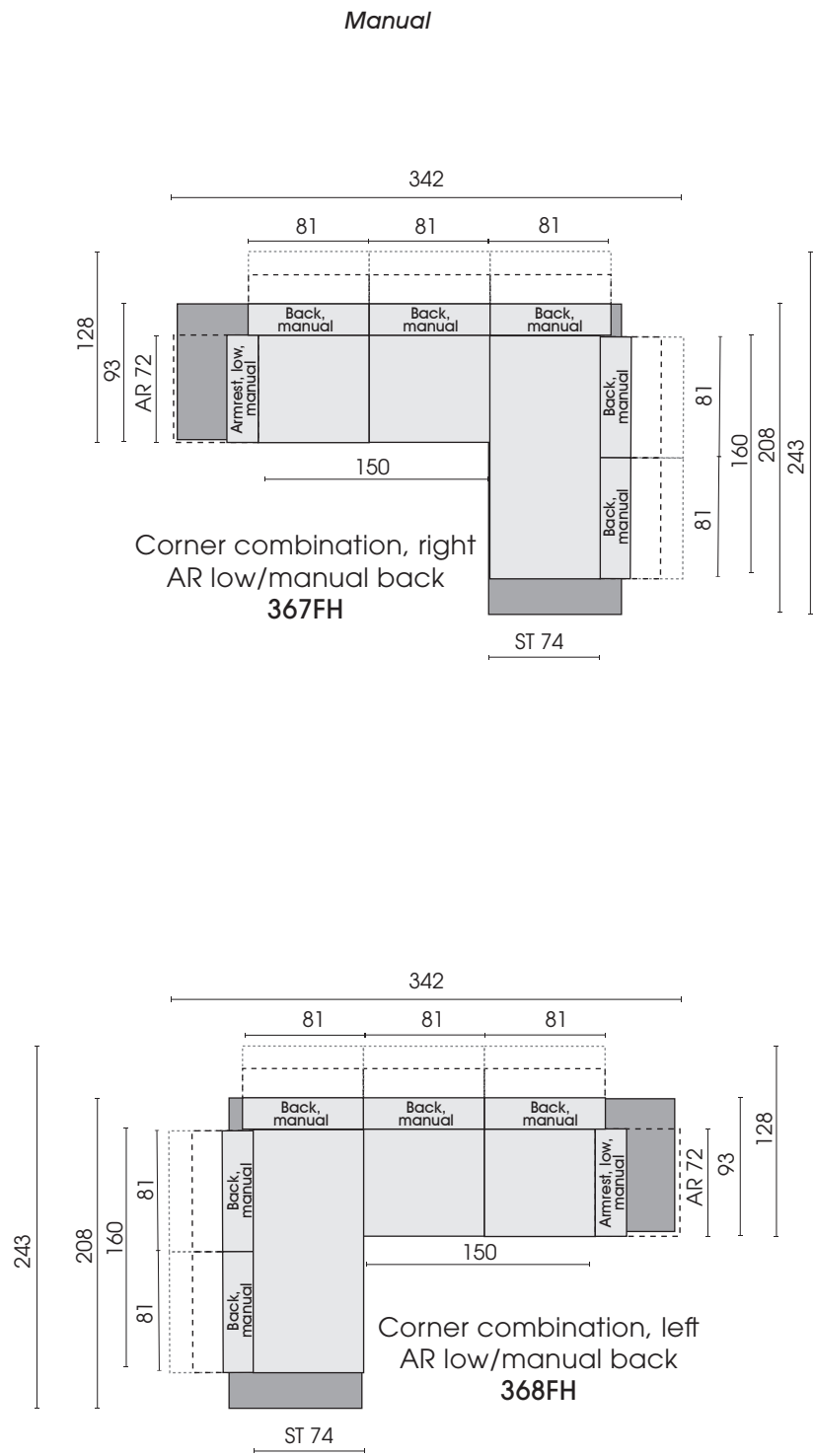
Motorised



Sofa 2,5-Seat
motorised back
AR high, manual
M240DFH

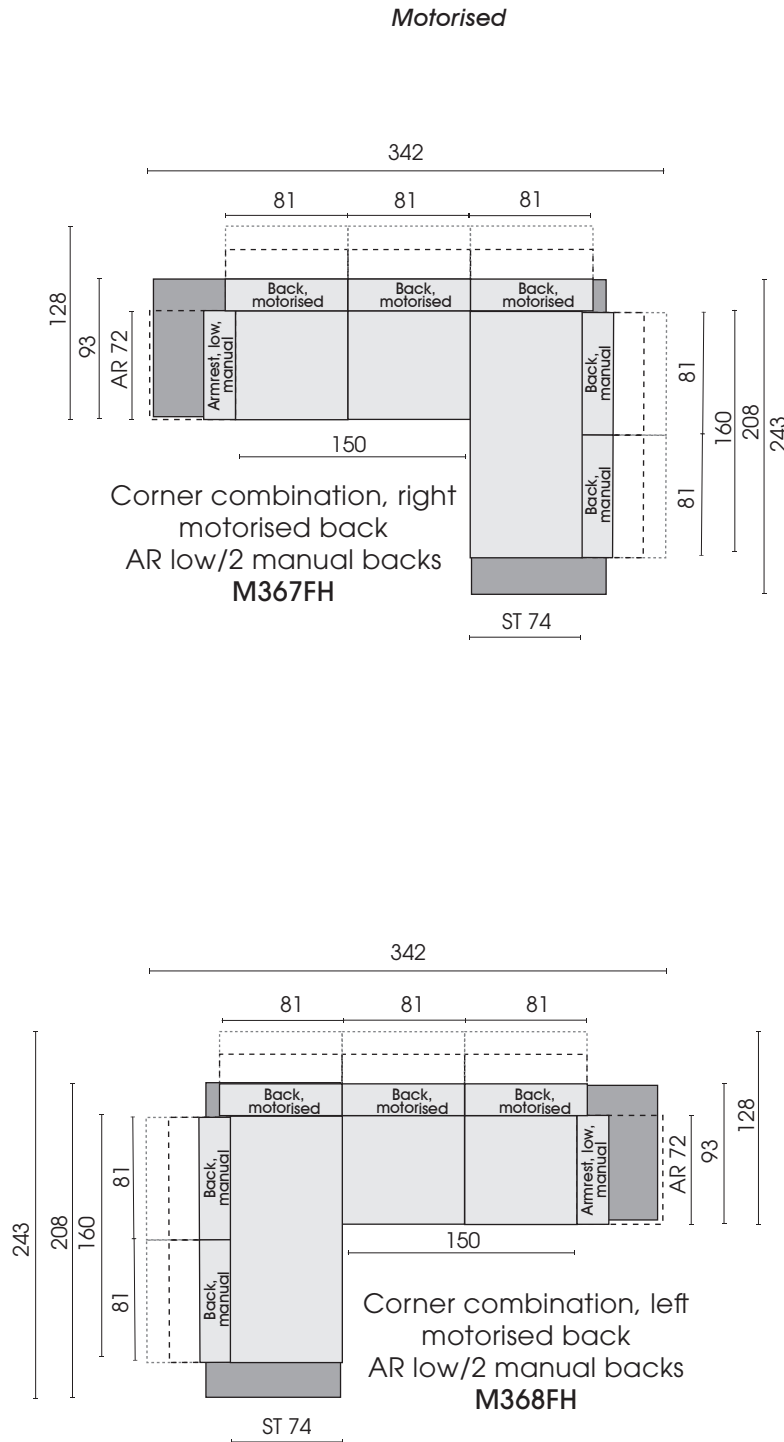
Each piece of furniture is handmade and unique. Deviations to the listed measurements may be caused by:
1. different upholstery materials (fabric, leather), 2. processing of ticking mats, 3. the pressure to combine individual parts, etc.
The seat comfort of a sofa type with larger seat depth usually differs from one with lower depth.

Manual corner combination, functional armrest, low, dual function in backrest



Each piece of furniture is handmade and unique. Deviations to the listed measurements may be caused by:
 1. different upholstery materials (fabric, leather), 2. processing of ticking mats, 3. the pressure to combine individual parts, etc.
 The seat comfort of a sofa type with larger seat depth usually differs from one with lower depth.

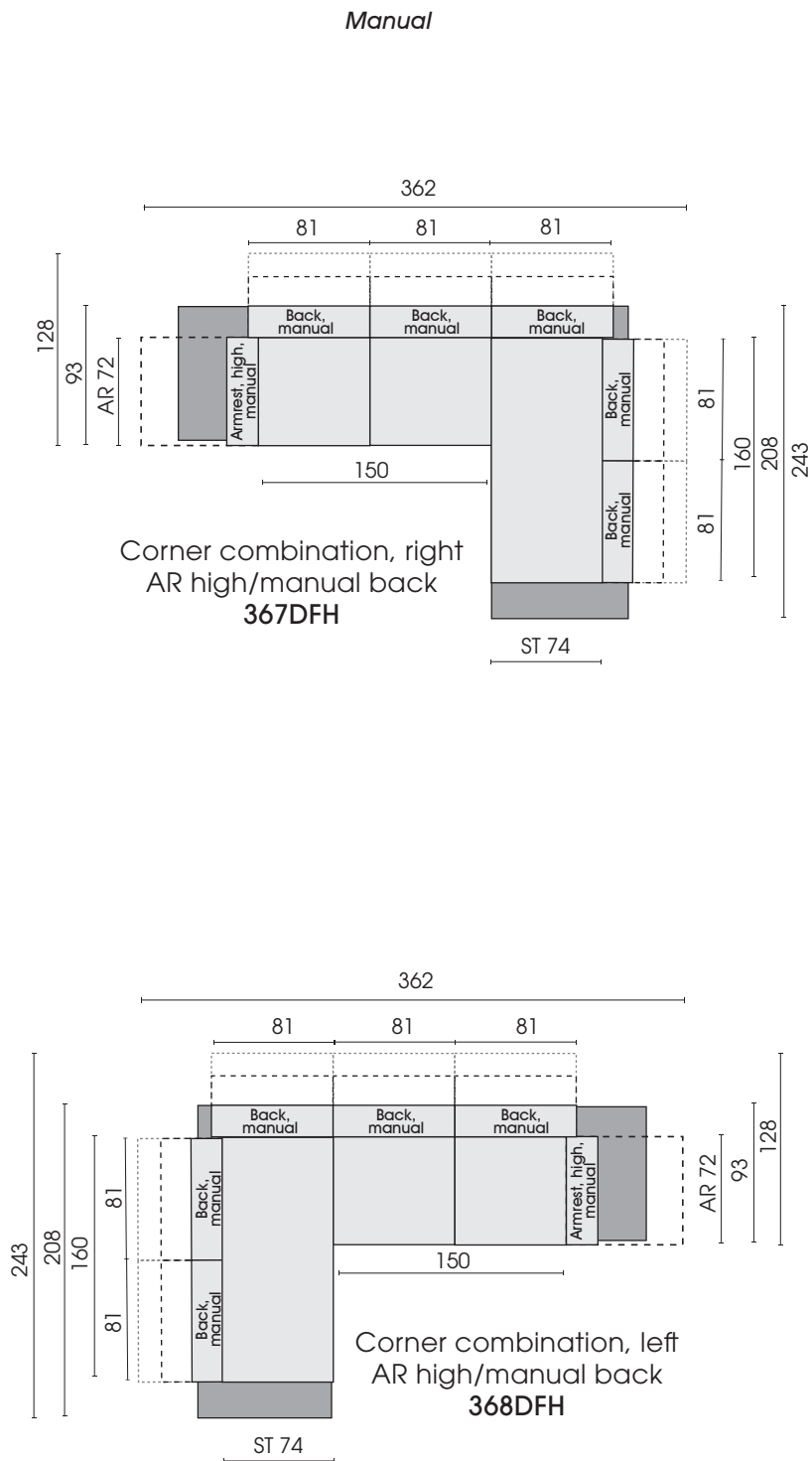
Motorised corner combination, functional armrest, low, dual function in backrest



Each piece of furniture is handmade and unique. Deviations to the listed measurements may be caused by:

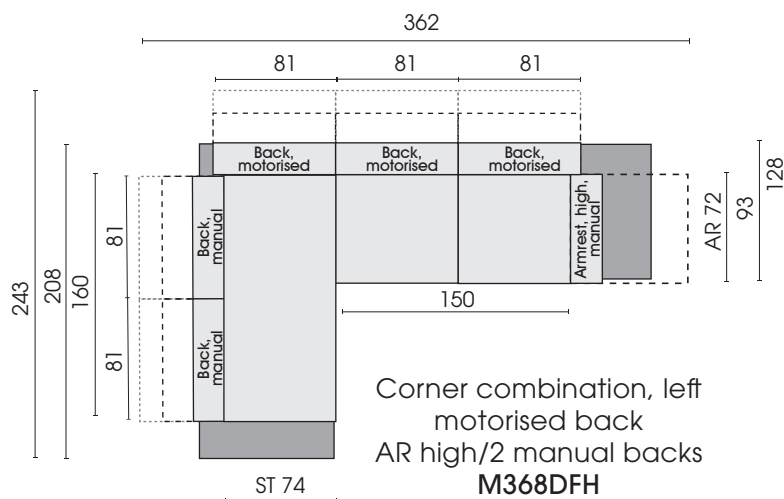
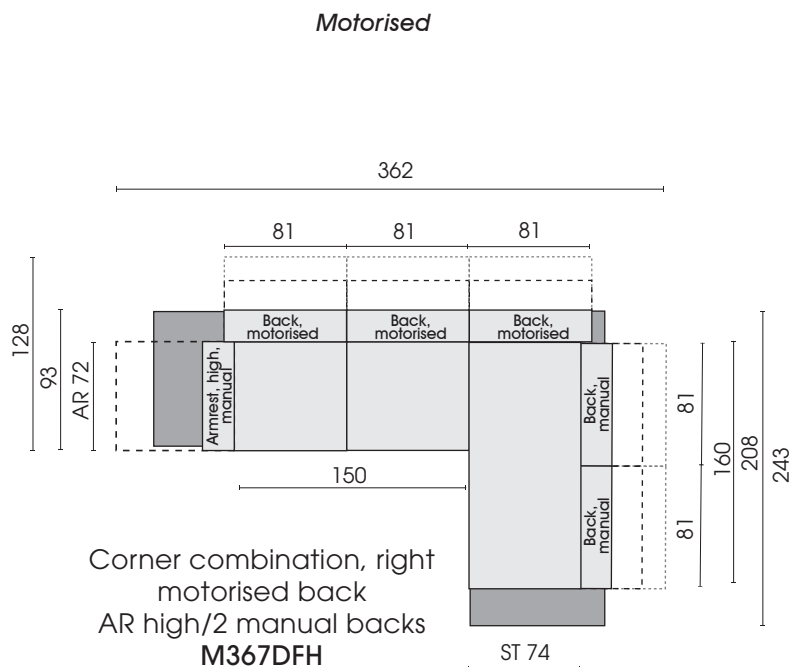
1. different upholstery materials (fabric, leather), 2. processing of ticking mats, 3. the pressure to combine individual parts, etc.
- The seat comfort of a sofa type with larger seat depth usually differs from one with lower depth.

Manual corner combination, functional armrest, high, dual function in backrest and armrest



Each piece of furniture is handmade and unique. Deviations to the listed measurements may be caused by:
 1. different upholstery materials (fabric, leather), 2. processing of ticking mats, 3. the pressure to combine individual parts, etc.
 The seat comfort of a sofa type with larger seat depth usually differs from one with lower depth.

Motorised corner combination, functional armrest, high, dual function in backrest and armrest



Each piece of furniture is handmade and unique. Deviations to the listed measurements may be caused by:

1. different upholstery materials (fabric, leather), 2. processing of ticking mats, 3. the pressure to combine individual parts, etc.
- The seat comfort of a sofa type with larger seat depth usually differs from one with lower depth.

Cushion



Cushion
(tapered cushion)
(Fabric: decorative
overcast seam)
60 x 40
925



Cushion
(tapered cushion)
(plain seam)
38 x 38
950



Cushion
(tapered cushion)
(plain seam)
60 x 40
967



Cushion
(tapered cushion)
KR (zipper piping)
60 x 40
967KR
Zipper piping:
optionally in the colours
black, red, nature
or light grey



Cushion
(tapered cushion)
(Leather: raw edged)
60 x 40
975

Stool



Stool/armrest
removable
H = 39 cm
550

Processing option of seam: Plain seam